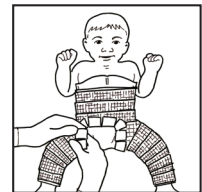
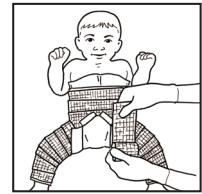
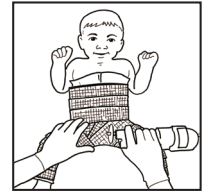
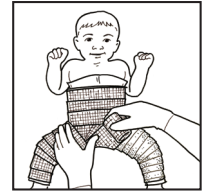
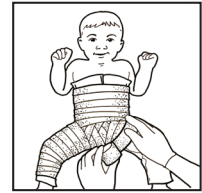
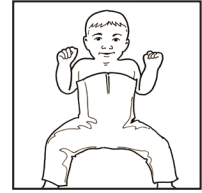


HIPSTER® Pantaloon™

Liner by AquaCast®

APPLICATION INSTRUCTIONS

- To unfold the Hipster Pantaloon Liner, lift by holding the corner of the liner. The Hipster will unfold as you lift. Gather the material beginning at the torso and continuing down one leg. Slip the patient's foot through this opening. Repeat process for the other leg.
- Extend AquaCast Hipster Pantaloon Liner down the legs and over the chest, leaving sufficient material for creating cuffs. Align perineal opening on the Hipster Pantaloon Liner to the perineal area. Gather Hipster Pantaloon Liner in the perineal area to ensure sufficient material to create perineal cuff. The Hipster Pantaloon Liner is loose fitting. Folds and wrinkles are of no clinical significance.
- Place patient on the spica table at this point. Before applying cast padding, place an abdominal towel under the Hipster Pantaloon Liner as you normally would prior to applying any hip spica cast. Apply cast padding, either traditional or AquaCast® Liner rolls, over Hipster Pantaloon Liner, allowing sufficient material to create cuffs at the torso and legs.
- Apply fiberglass casting tape (or plaster) over cast padding.
- After cutting out perineal opening with a cast saw, leave sufficient Hipster Pantaloon Liner and cast padding to create a cuff in the perineal area.
- Apply casting material to secure cuff. In order to protect the underlying padding, make a cuff that completely seals in the perineal area. Create similar cuffs at all cast ends.
- When the cast has dried, petal the perineal opening with waterproof surgical tape to reinforce the seal and protect the padding.



Caution



Consult Instructions



Non-Sterile



Store in a Cool Place



AquaCast Liner
100 Lake Drive
Suite 200
Newark, DE 19702

All AquaCast Liner products are not made with natural rubber latex.

Hipster® Pantaloon® Liner

Part No.	Description	Age (Months)	Waist Size
HP-P2	Pediatric Size 2	0-4	≤ 18" (45.72 cm)
HP-P4	Pediatric Size 4	4-20	≤ 22" (55.88 cm)
HP-P6	Pediatric Size 6	18-36	≤ 30" (76.20 cm)
HP-P8	Pediatric Size 8	>36	≤ 34" (86.36 cm)
HP-A20	Adult Size 20	—	≤ 38" (96.52 cm)
HP-A24	Adult Size 24	—	≤ 46" (116.84 cm)
HP-A30	Adult Size 30	—	≤ 58" (147.32 cm)

AquaCast.com • 855.WET.CAST